



Imperial Gate Device Information Sheet

The attempt to obtain the gate device database from the former gate company Ramco Protective was unsuccessful, therefore we will need to physically add each device to the new Checkpoint System. We have included a photo of each device and the location of the device # to be entered below.

Please complete and return this form to Imperialdevice@sandcastleCM.com or fax 239-593-4812 no later than December 15, 2019 to assure the device(s) on your vehicle(s) will be added in the system. Please use additional forms if necessary.

NAME: Last _____ First _____

IMPERIAL ADDRESS: _____ UNIT#: _____

	<u>Vehicle 1</u>	<u>Vehicle 2</u>	<u>Vehicle 3</u>
MAKE	_____	_____	_____
MODEL	_____	_____	_____
COLOR	_____	_____	_____
LICENSE PLATE #	_____	_____	_____
STATE OF REG.	_____	_____	_____
DEVICE TYPE (SEE BELOW)	_____	_____	_____
DEVICE #	_____	_____	_____

DEVICE TYPE

Please use the following key for the DEVICE TYPE above

Enter "FRONT" = front gate sticker

Enter "BACK" = back gate sticker

Enter "Wand" = black portable device

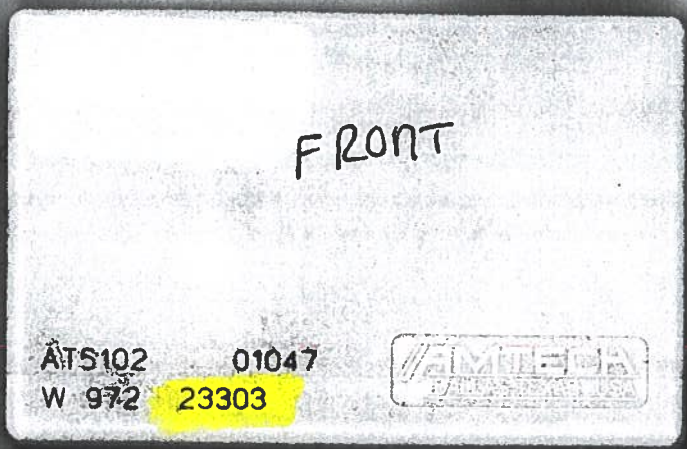
Enter "PED" = back pedestrian gate

Enter "RFID" = hard, tan portable card


PLEASE REFER TO THE 2ND ATTACHMENT FOR THE LOCATION OF THE DEVICE # TO BE ENTERED ABOVE

If you have not received your log in credentials for the Checkpoint System, please call 239-596-7200 ext. 215 to leave a message and a Sandcastle representative will contact you.

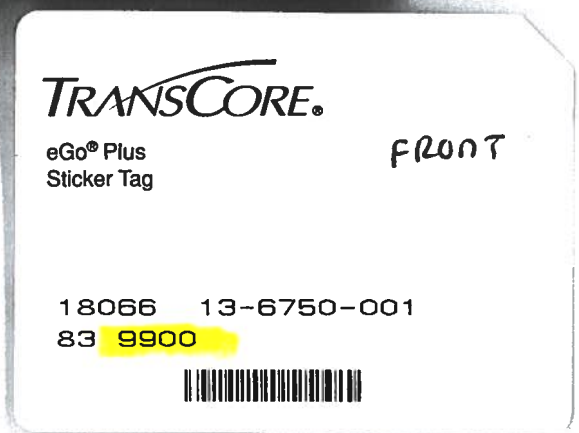
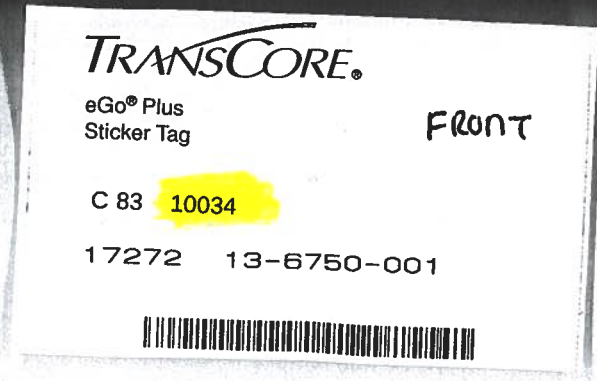
RFID fan card



Portable wand



Sticker- front gate



Sticker- front gate



Transponder-back gate

